


# FEBRUARY 2016 NEWSLETTER



## PRESIDENTS PONDERINGS

We are having an influx of new members at the moment which is fabulous.

A big warm WEVY welcome/welcome back to Marelle Gerdes, Kimmie Warburton, Ashlea Simpson, Linda Humphrey, Sue Hain, Larissa O'Connor, Joan Pettifer-Stowell, Laura Sergovich, Astrid Waterdrinker and Emily Paterson. From all our members we hope you enjoy your membership time with our lovely friendly club.

Our 1<sup>st</sup> rally for the New Year was held on Wednesday 3rd February, with the other February rally on the following Saturday.

It's funny that the indoor was booked because February is likely to be hot; none of us thought that it might be cold and wet! So it was very timely. Conversely Sat was quite warm so the shade came in handy for a whole different reason.

This Wednesday rally day was the first of the new 2 hr format and from the feedback from the girls I spoke to over the course of the day everyone enjoyed the extra time in their lesson.

Susie was often seen checking her watch and I think she was amazed at how much we got done in that time.

Each group did something a little different, depending on the needs of the horses and riders, and most of the limited available obstacles were used in some way or other. Some of us used the cones to get correct bend, others had the poles in use. We all started off doing in-hand work

which was a great way to warm up and get connected to your horse in readiness to ride.

From my own personal viewpoint I got so much more out of the longer lesson and had a variety of things to work on once back at home. It wasn't all go as there was some downtime for horse and rider to sit and have a think, and absorb!

## **NEW RALLY FORMAT**

Yes, this has already started but I thought I'd leave these few paragraphs in for the benefit of our newer members.

As from the February rallies we will be starting a new lesson format. We will be offering a '4 group' lesson for 2 hrs, or a '2 group' lesson for 1 hour and if in the event that there are only 3 members available then there will be a '3 group' lesson for 1 ½ hour duration.

Cost per person will still be \$45 regardless of which group you are in as it all works out relative in the end. This also makes it easier for Lisa when members are paying lesson fees.

As a result of the above some rallies may have to start a little earlier, depending on numbers.

So, here it is again in (hopefully) a clearer format!:-

- 1 hour lesson x 2 people = \$45 each
- 1 ½ hour lesson x 3 people = \$45 each
- 2 hour lesson x 4 people = \$45 each

You will be able to state your preference upon booking and as usual payment will be required **AT TIME OF BOOKING.** No prior payment, no ride.


As well as the time duration change the lesson content will also be changing. WE will now be having the dressage lesson and including either 1,2, or 3 obstacles depending on what the instructor has planned. This should work well for our obstacle training as we can either go more indepth as to how to best ride the obstacle or alternately the obstacle will be used to hone in our dressage skills.

Probably every 3 or 4 rallies the whole course will be set up to give members the opportunity to ride the whole course. Also the course will be available on clinic days as required.

## **HEAT POLICY**

The committee has adopted the Horse Welfare Heat Policy, that is the rally will be cancelled if the all day temperature is to be  $>$  or  $=$  34 degrees, or if the day is a day of TOTAL FIRE BAN.

## **SOME PICTURE THOUGHTS FROM SUSIE**



**Lightness on line**

Observing, feeling listening and learning ...

- breath energy
- voice cues
- body posture cues
- hand & arm positions
- whip & rope positions
- pressure - release
- praise & rewards



**From Leading... to leadership**

Trust, rapport & understanding through clear communication



**The key is body awareness**


conscious & considerate leading



**Lightness starts on foot**

- First approach & leading
- Every encounter counts. Every time we touch a horse we train a horse.
- They learn from everything we do - good or not so good!
- Lightness extends from the ground into the saddle

Horses always respond to your inner state rather than your external signals.



The horse is a mirror to your soul and sometimes you might not like what you see in the mirror. ~ Buck Brannaman

## What does lightness feel like?

### When its not light...

- Ignores my aids
- Misunderstands me
- Leans on my hands
- Dull to my leg aids
- Lacks energy, lazy
- Pulls my arms forward
- Doesn't stop or turn
- Resists, misbehaves, shies, rushes, refuses, bucks
- Difficult, frustrating

### When it is light...

- Easy, relaxed
- Free of tension
- Supple, flexible, forward
- Willing, tries to please
- Generous, learns fast
- Its beautiful
- Dignified
- Balanced

## Body Language



## **WEVY CLINIC 19<sup>th</sup> MARCH @ MELROSE FARM**

We are pleased to say that these 2 x half day clinics are now fully booked. We look forward to a report after they have been run.

## **CLUB MEMBERS OUT AND ABOUT**

### **GEELONG WE COMPETITION**

Anna Gust and Lindy Whitfort were representing WEVY last weekend at the WE Geelong Competition. Anna received a 2nd place in Debutant and Lindy also received 2nd place, in Preliminary. This was a wonderful day thanks to our friends at Geelong, thank you for hosting this event.

Did you know that Geelong is planning to have a competition every two months at their grounds? I hope we will see more WEVY members coming down next time to share the fun.

There was also a Judges clinic that a few members attended; hopefully we can get an update on that for the next newsletter.





### TADARC Competition – Amanda Bibby

On Sunday 7 February 2016 the TADARC held their first Working Equitation Competition which was held at the Moe Latrobe Equestrian club grounds.

About 4 weeks ago I spoke to Frances Hughes about the competition and expressed my anxiety of competing in the dressage. Dolly and I have never done a dressage test before and I didn't know how to even start. I went to see an instructor who has a 20 x 40 arena and went through the test and finally started to remember it, yay. I still can't work out why the letters in an arena aren't in alphabetical order, just trying to remember them was hard. I also finally succeeded in getting Dolly onto the left lead canter (now we can 😊 now we can't ☐)

Over the last 12 months Dolly and I have done quite a number of obstacle rallies with both our club, TADARC and Kooweerup. This has really helped us get better balance and understand what is required at each obstacle.

Sunday started early as I offered to help setup from 7 am. I placed Dolly in her nice shady yard with water and hay. We were all set up by 9 am, now time to enjoy the company of so many people that are learning to love Working Equitation as much as I do 😊.

Wow, how nervous was I? Trying to remember the dressage and obstacle sequence, will I remember it when I'm out there? 😊.

Started saddling up at 2.00 pm and just before Dolly and I went to warm up Kerry Pitcher arrived to support me on behalf of WEYV.

During my warm up I decided no cantering. The first canter needed to be in the dressage arena and needed to be the left lead.

We finished the dressage test, very excited that I got the left lead canter, but disappointed that I forgot the test for a short moment – nerves! Kerry and my husband Michael said it went well, but I didn't feel confident. Onto the obstacles and I was nervous and excited ☐. Finished the obstacles and you couldn't wipe the smile off my face, how much fun was that 😊. I could have almost done it again.

Dolly and I got 3rd in the dressage and 3rd in the obstacles - out of 12. OMG 3rd in the dressage, my first ever, how proud was I of my beautiful Dolly 😊.

Thank you very much Kerry for coming along, you helped my nerves and I really enjoyed your company.

Dolly and I were full time trail riders 18 months ago, now we can do a dressage test and obstacles (and a left lead canter). Dolly and I have come so far 😊.

Thank you WEYV and Susie, for making obstacles and dressage so much fun 😊



### STEVE HALFPENNY LESSONS

A few of our members took advantage of Steve's monthly lessons in the Yarra Valley, to have a lesson with Steve at Lisa's place in Yarra Glen.

Anna had an awesome lesson with the garrocha, learning how to get a better feel of it while in the saddle, and Fay and Lisa enjoyed a joint lesson in general horsemanship with their horses Benz and Ronnie.



### A DAY AT THE BEACH

Carola and her family looked like they had an amazing day at the beach, with Banchee's first visit looking pretty 'ho hum'!



### CLUB FUNDRAISER

A special note from Carola regarding the next club fundraiser.

Please have a good look at the order form and place your order with Carola ASAP, it just makes it easier for her come time when orders have to be collated.

Hello everyone,

It's Carola here - (one of) your trusty fundraising committee (together with the lovely Fay Diamantakis).

It's been a long time coming, but here finally are the details for this **beautiful fundraiser** with **Tesselaar Spring Bulbs**.



They offer the amazing deal in which **45%** of the overall order \$\$ goes to the participating organisation **IF the order is above \$150!**

I think we should **EASILY** be able to reach this goal!!!

**It works as follows:**

Attached here is the link to the Tesselaar fundraising website if you would like to do some more reading up on the procedure.

<http://www.tesselaar.net.au/fundraising/>

Also, I have attached as a pdf their fundraising catalogue.

It is **very** colourful and makes me really look forward to that beautiful spring time of year when all those amazing bulbs **explode into colour**. And who does not like some uplifting colour in their lives, especially after a cold and rainy winter (well, let's hope for the rain anyway!)

I can highly recommend their **ready-packed mixes for \$49** if you find the catalogue a bit overwhelming in its variety. **HEAPS** of colour and variety without the stress of choosing every single one!

With each order I need the **NAME, CHOICE OF BULBS (AND IF MULTIPLES, HOW MANY OF EACH PACK) AND DATE OF PAYMENT.**

I will collate the orders at the end of the fundraiser period and will forward the order forms to Tesselaar. **Only orders with completed payment will go onto the order forms.**

Tesselaar will send out the orders to me at the end of April / early May and we will then have to arrange drop off / pick up - preferably at the May rallies if I have the orders by then. But I will be happy to meet in Yarra Glen on a different day for you to pick up your orders directly from me.

PAYMENT can be made directly into my account **Bendigo Bank, BSB 633000, acc. 153784483**. As **reference** please use your **name + bulbs**, e.g. "S.Walker bulbs" to avoid confusion.

**PLEASE DO PASS THIS FUNDRAISER ON TO YOUR FAMILY AND FRIENDS AND FRIENDS OF FRIENDS.....!!!**

**THE MORE ORDERS - THE MORE MONEY FOR OUR CLUB!!!**

To keep it a bit easier for me I would appreciate it if you could collect orders and payments from your family and friends and then send them on to me in an email like so:  
'WEYV member' - Joe Smith 1 x Tesselaar Rainbow Pack \$49  
Anja May 2 x 5 Hyacinths 'mixed' \$35  
etc.



total payment into account on 'date' =\$84

(Hope that makes sense!)

**ORDERS CLOSE ON APRIL 5**

Well - Happy Bulb Shopping everyone.

Cheers and thanks for your support!

Carola Sahler  
Fundraising Committee  
mob. 0400584467

Please get behind the girls and our club fundraiser, they may be a good pressie for Mother's day, or a unique birthday present for that loved one that has everything (except some nice bulbs for their garden).

**CALENDAR OF EVENTS FOR 2016**

For info and bookings email Lisa Saunders at [lisandian@bigpond.com.au](mailto:lisandian@bigpond.com.au)

Book early: Closing dates for bookings & payment is 5 days prior to event.

WEYV Calendar:

<http://www.workingequitationyarravalley.org/calendar.html>

**2016 DATES**

March -	Wednesday 2 <sup>nd</sup>	Club rally	Melrose Farm
	Sunday 6 <sup>th</sup>	Club rally	Melrose Farm
	Saturday 19 <sup>th</sup>	Clinic	Melrose Farm
April -	Wednesday 6 <sup>th</sup>	Club rally	Melrose Farm
	Sunday 10 <sup>th</sup>	Club rally	Melrose Farm
May -	Wednesday 4 <sup>th</sup>	Club rally	Melrose Farm
	Sunday 8 <sup>th</sup>	Club rally	Melrose Farm
June -	Wednesday 1 <sup>st</sup>	Club rally	Gruyere
	Saturday 4 <sup>th</sup>	Club rally	Gruyere
July -	Wednesday 6 <sup>th</sup>	Club rally	Gruyere
	Saturday 9 <sup>th</sup>	Club rally	Gruyere
August -	Wednesday 3 <sup>rd</sup>	Club rally	Gruyere
	Saturday 6 <sup>th</sup>	Club rally	Gruyere

September -	Wednesday 7 <sup>th</sup>	Club rally	Gruyere
	Saturday 10 <sup>th</sup>	Club rally	Gruyere
October -	Wednesday 5 <sup>th</sup>	Club rally	Melrose Farm
	Sunday 9 <sup>th</sup>	Club rally	Melrose Farm
November -	Wednesday 2 <sup>nd</sup>	Club rally	Melrose Farm
	Sunday 6 <sup>th</sup>	Club rally	Melrose Farm
	Wednesday 16 <sup>th</sup>	AGM	
December -	Wednesday 7 <sup>th</sup>	Club rally	Melrose Farm
	Sunday 11 <sup>th</sup>	Club rally	Melrose Farm

## **CLUB TRIP TO BANYANDAH**

Anna Gust has organised a wonderful trip away for you and your horse. It has been planned for Friday 22nd of April 2016- Monday 25th, if you would care to come and join in the fun. Monday the 25th is Anzac day and a public holiday. You could come for 2, 3 or 4 nights.

You may recall some information about Banyandah in one of the newsletters from 2015. If you don't remember this then have a good look at the website.

<http://www.banyandahnaturally.com.au/home.html>. It is a wonderful 350 acre property on the banks of the Mighty Murray River. There are magnificent river red gums, safe trails along the river to ride on. There are amazing horse facilities, including arenas, round yards, an extensive outdoor horse playground and horse swimming beach on the river. It is very reasonably priced and is designed specifically for horse clinics and relaxing time away with your horse.

**ACCOMMODATION** Have a look at this on the website

There is space for 8 people to stay in the light house which is very luxurious, has a fully equipped kitchen, 2 bathrooms and wood fire. Doona's and pillows are provided but bring your own sheets. Don't wait too long or you might miss one of these beds. For those who would prefer or who miss out on staying in the light house, you can camp and use the cattleman's hut which has kitchen facilities, toilet and showers and is very nice too.

The Light House overnight per bed – your linen \$50  
surcharge – our linen \$20

The Cattleman's Hut camp overnight \$15

Horses facility fee & horse day yard per day \$15

You can also bring your family if you are all happy to camp. The lighthouse will be reserved for riding members.

**Please leave dogs at home.**

In order to secure your booking you can pay for your accommodation and yard hire via direct transfer into the WEYV account. Don't forget to say that this deposit is for the Banyandah trip when you pay and put in your reference.

Bendigo Bank, Woori Yallock  
BSB: 633000  
Account No: 151477684  
Account Name: Working Equitation Yarra Valley Inc.

You will need to email Anna at [annagust37@hotmail.com](mailto:annagust37@hotmail.com) to let her know which nights you are planning to stay and whether you're booking in to the light house or camping.

## **NEW FINANCIAL YEAR**

The HRCav new financial year started on 1<sup>st</sup> November and you must be a financial member to ride.

You will also need to bring your **GREEN** membership card to be stamped for the new year. You will not be able to ride or compete unless your cards have been officially signed and stamped.

The new membership forms for 2015/2016 financial year are now on our website. (Go to 'about', 'membership', 'joining process' -

<http://www.workingequitationyarravalley.org/joining-process.html> )

It's still just \$70 to join our club – plus your HRCav insurance. We also welcome associate membership if you are already a member with another HRCav club and non riding associate membership is available also. The HRCav magazine Chaff Chat is optional.

Amongst the forms there is a member emergency information form. This only needs to be filled out and returned if any of the information required on the form has changed since you filled out the last one ie- new address, phone number, etc.

## **FACEBOOK and WEBSITE**

Don't forget that our club has a Facebook page as well as a great website. If you are a Facebook member go to Working Equitation Yarra Valley to get some great training articles by Susie along with lots of our general info re rallies and special events, photos etc.

The website is also great for more technical club info with HRCAV links.  
[www.workingequitationyarravalley.org](http://www.workingequitationyarravalley.org)

## **UNIFORMS**

If you have any queries re uniforms or saddle blankets please contact Julia on 0437 741871 or on the email at the end of the newsletter.

We do have a small amount of embroidered short and long sleeved white tops available for purchase.

## **MEMBERS CLASSIFIEDS**

If members have anything that you would like to sell or advertise please let the editor know and I can arrange to put it in the newsletter for you.

## **FOR SALE**



Tuk Tuk Breeches, size S (30)

Minimal use, \$25

Ph Helen 0419 030137 or

[helenjsharp@bigpond.com](mailto:helenjsharp@bigpond.com)



Equi-prene shaped girth, black.



70 cm (28"), elastic on both ends

\$75 ph Helen 0419 030137



Western Navaho, thick saddlepad,  
Salmon colour, used but very clean

\$40 ph Helen 0419 030137 or email  
[helenjsharp@bigpond.com](mailto:helenjsharp@bigpond.com)

## **OUR SPONSOR**



## **OUR SUPPORTERS**



**Eastside Mitsubishi**

*"We're on your side at Eastside"*

303 Whitehorse Rd, Nunawading, Vic, 3131

Ph: (03) 9878 7333 - Fax: (03) 9878 6149



**Noysworks**

Unit 1/114 Warren Road,  
Mordialloc,  
Vic 3195

**T:** 03 9588 1230

**F:** 03 9588 0408

**M:** 0418 988 600

**17 Lawler Lane**

Coldstream 3770

PH: 03 9739 1669

[www.horseinthebox.com.au](http://www.horseinthebox.com.au)

E: [peter@noysworks.com](mailto:peter@noysworks.com)

Working Equitation

Yarra Valley



Delivering a healthy future

[www.organicorigins.com.au](http://www.organicorigins.com.au)



**Ranger Floats**

<http://www.rangerstockfloats.com.au/>



## Horseland Lilydale

476 Maroondah Hwy, Lilydale, Vic 3140

Tel 03 9739 6822, Fax 03 9739 6823



### "HANDFORGED WROUGHT-IRON"

Factory 3/ 39 Power Road,

Bayswater

Gary Butters 0402 657 793

For all structural steel/aluminium welding and quality handcrafted iron products.



---

---

### CLUB POSTAL ADDRESS

:- PO Box 394 Panton Hill 3759

WEBSITE [www.workingequitationyarravalley.org](http://www.workingequitationyarravalley.org)

---

---

---

## **COMMITTEE MEMBERS**

**President** – Helen Sharp [helenjsharp@bigpond.com](mailto:helenjsharp@bigpond.com)

**Vice President** - Vacant

**Newsletter** – Helen Sharp [helenjsharp@bigpond.com](mailto:helenjsharp@bigpond.com)

**M'ship Secretary** – Susie Walker [walker.susieg@gmail.com](mailto:walker.susieg@gmail.com)

**Treasurer** – Kerry Pitcher [kerry.pitcher@gmail.com](mailto:kerry.pitcher@gmail.com)

**Rallies** – Lisa Saunders [lisaandian@bigpond.com.au](mailto:lisaandian@bigpond.com.au)

**Instructors & Venues** – Anna Gust [annagust37@hotmail.com](mailto:annagust37@hotmail.com)

**Uniforms** – Julia Colman [colmanj@southernphone.com.au](mailto:colmanj@southernphone.com.au)

**Obstacles** - Julia Colman

**Fundraising** – Fay Diamantakis [fdiamantakis@optusnet.com.au](mailto:fdiamantakis@optusnet.com.au)

**Risk M'ment** – Fay Diamantakis

**Fundraising** – Carola Sahler [carolasahler@optusnet.com.au](mailto:carolasahler@optusnet.com.au)

**Minutes Secretary** – Carola Sahler

**Events** – Lindy Whitfort [lindy.whitfort@bigpond.com](mailto:lindy.whitfort@bigpond.com)

**Website Consultant** – Denise McKay [Denisemckay76@hotmail.com](mailto:Denisemckay76@hotmail.com)

**General Committee** – Debrah Clow [alfranzpark@bigpond.com](mailto:alfranzpark@bigpond.com)

**General Admin** - Andrew Feher [feher.andrew@gmail.com](mailto:feher.andrew@gmail.com)

---