
CLUB POSTAL ADDRESS

PO Box 394 Panton Hill 3759

WEBSITE

www.workingequitationyarravalley.org

COMMITTEE MEMBERS

President – Andrew Feher

feher.andrew@gmail.com

Vice President - Helen Sharp

Newsletter – Helen Sharp

helenisharp@bigpond.com

Secretary – Susie Walker

walker.susieg@gmail.com

Treasurer – Kerry Pitcher

kerry.pitcher@gmail.com

Rallies – Lisa Saunders

lisaandian@bigpond.com.au

Instructors & Venues/

WEV Representative – Anna Gust

annagust37@hotmail.com

Uniforms – Julia Colman

Maintenance - Julia Colman

colmanj@southernphone.com.au

Fundraising – Fay Diamantakis

Risk M'ment – Fay Diamantakis

fdiamantakis@optusnet.com.au

Fundraising – Carola Sahler

carolasahler@optusnet.com.au

Events – Lindy Whitfort


lindy.whitfort@bigpond.com

Melrose Farm – Karen Gillings

karenjgillings@gmail.com

Grants – Catherine Bateman

mscbateman@gmail.com



JULY 2015

Hello from Helen

Last month's rallies

Our usual numbers were down on the Wednesday rally due to various circumstances so that meant an early day for Susie.

In contrast, our first Sunday rally was a complete sell-out with the day starting at 8am and finishing up at about 4.30ish I think. Fortunately we had Sarah Nickels with us to help take the load off Susie and for the first time (ever)? Susie left before the day had finished leaving Sarah with the obstacle lessons.

Just a small housekeeping note – there are still folks going home and leaving poo and hay at either their floats and /or in the yards. Now I'm sure that this is unintentional but as both our venues are private properties we have an obligation to leave the grounds as we found them – CLEAN. This way we can ensure that we are going to be invited back again to these beautiful places.

PLEASE check - and double check if necessary - that your horse hasn't pooped as you've loaded him onto the float, or as you've walked from the yards/floats to the arena. Even after you've loaded up ready to go home take a second to scout around the float where he may have been tied up. This is where most of the hay isn't being picked up and it means that the last person to leave, which is generally the rally duty person, has to step in and do the pick up. It doesn't take any time at all if we each do the right thing and it saves the duty person extra work. Thank you for your co-operation.

COMPETITION DATE – SUNDAY OCTOBER 25TH

Lindy is still looking for another couple of volunteers to help her with our competition.

The October comp needs helpers for both planning the event AND helping on the day. Lindy is looking for helpers now for planning, so if there are members with past experience in planning comps can they please contact Lindy at lindy.whitford@bigpond.com or ring her on 0432675844



Please don't leave it to the same group to always volunteer and run our events. We need you all!

Some highlights about this competition;

- This is our first go at running all 3 phases in one day - Dressage, Obstacles Style and Obstacles Timed (speed).
- The competition will be limited to about 25 - 30 in order for us to get each rider through each phase.
- There will be 3 levels in each phase - Introductory, Preliminary and Debutant.
- For more information we have attached an extract from the WEGBI rules later in this newsletter to help you decide which level you would like to enter.
- For dressage tests, score sheets, and sample course maps see the WEGBI website: <http://www.wegbi.com.au/rule-book.html>
- Please contact Susie if you have any questions about the rules or tests
- We hope you will take this opportunity to enter on the day.

We would also like our members to ride as well so give this some thought too. More details available later, as they come to hand.

THIS MONTHS RALLY DAYS AND UNIFORM

Do you have a club uniform/item that requires an embroidered logo?

Julia has requested that any members requiring the above to please bring them to the July rally days and she will arrange to have them collected and the embroidery done for you. There will be a small cost involved and Julia can let you know this on the day. Please also ensure that your item has your name on the bag or on it somewhere so there is no confusion come collection time.

At the last meeting Susie brought along a lovely brown quilted vest that could be a great part of our uniform. It was made by Outback Trading Company and called a Grand Prix vest. She purchased it from Saddle Up in Chirnside Park. From memory they were retailing at about \$80 but at the time of purchase they were on sale so if they sound like something you would wear why not check them out next time you're down that way.

Also, at the next rally on Wed 15th we will be having a level assessor present to assess any new members or those members that need to be updated. Please advise Lisa of your wish to be assessed and she will put your name on the list. If you already have HRCav cards please remember to bring them along with you for signing and updating.

For those members new to the club and the HRCav you will have received a set of cards upon paying your membership fees. The green card needs to be stamped and signed by the treasurer or secretary as proof that you have paid fees and to ensure that you are insured to ride. The other cards need to be signed by a level assessor if you wish to compete as a member of an HRCav club at official competitions in whatever discipline/s you choose.

Please also remember that if you choose to compete in a discipline that requires you to jump (and this includes WE in the obstacle phase) you are required to wear a medical armband at the competition.

FACEBOOK and WEBSITE

Don't forget that our club has a Facebook page as well as a great website. If you are a Facebook member go to Working Equitation Yarra Valley to get some great training articles by Susie along with lots of our general info re rallies and special events, photos etc.

The website is also great for more technical club info with HRCav links.

CLUB SOCIAL TRAIL RIDE

On Wednesday 19th August the club has planned a social trail ride, similar to the last successful ride from Yea to Cheviot Tunnel and return.

As the ride along the Goulburn Valley Rail Trail is really lovely I thought that this ride we could meet at Molesworth (10mins east of Yea) and ride to Cathkin towards Alexandra. There is a nice pub at Molesworth and yards for the horses too. I will do

a bit more investigating between now and then, and of course it will be weather dependent but final details will be put out there soon. Keep the date free.

FUNDRAISING EVENING

The fundraising committee would like to invite you all to our inaugural "Table and Stable" night on Friday 31st July.

The idea is to gather for a yummy dinner in lovely company at Coldstream Brewery and then move on to Horse-In-The-Box for some good old "shop til ya drop" retail therapy.

Erika, the lovely owner of Horse-In-The-Box in Coldstream, is happy to open the doors to her shop especially for us one night after hours. 5% of the proceeds will go to our club for some much needed funds. What a fun opportunity to spend money on our passion in good company whilst doing a good deed for our club at the same time.

Here are the details:

On **Friday 31st July** at 6.30pm meet for dinner at Coldstream Brewery at 694 Maroondah Highway in Coldstream.

7-7.30pm drive to the Horse-In-The-Box shop at 17 Lawler Lane, Coldstream VIC 3770 and have some fun.

If you can't make it to dinner (or you want to spend your dinner money at the shop instead), just meet us at Horse-In-The-Box at 7.30. And bring friends and family (might even lure some 'long-suffering-non-horsey-partners' along given that we meet at a brewery first?)

The more the merrier!

Erika would love to know if there's anything in particular anyone is after so she can re-arrange some shelves if need be. So if you know what sort of items you'd be looking for, please let me know in your RSVP and I'll put it together for her. Have browse on her web site (www.horseinthebox.com.au).

Please RSVP to Carola Sahler by Friday 24th July.

Let me know whether you're coming for dinner or shopping or both, so I can book a table and give Erika an indication of how many shoppers to expect.

Via email (carolasahler@optusnet.com.au) or via mobile on 0400584467.

SADDLE DEMO


Steve Miller from AKA saddlery came to Gruyere indoor arena on our rally day **Sunday June 14th**. This was a great opportunity to view and try out some of his Zaldi saddles. They are suited for the Andalusian, Friesian and bigger barrelled horses – generally speaking. A few members brought their horses out and popped the beautifully made saddles on, drooled a little about owning one, but they all went back in Steve's truck, albeit quite reluctantly! His details were taken by a few people for later so hopefully he got a sale for his troubles. On a personal note I was glad I got the chance to put one on Dale but unfortunately they were the wrong shape and size for his back, but so comfy to sit in. It never hurts to window shop!

Thanks to Anna for organising this.

INTRODUCING*** "THE COMMITTEE"**

As we are a reasonably new club, and given the fact that we have 2 rallies every month and the Wednesday folk usually don't get to meet the Saturday/Sunday people, the Committee thought it would be a good idea if we all wrote a small paragraph or 2 to introduce ourselves, and our horse, so that we may (or may not) be more recognisable to the rest of the members. Still need a few more contributions from our committee – or indeed from any of our club members in general? **Please???????**

ANDREW FEHER - PRESIDENT



I grew up in the Hungarian countryside where my parents and grandparents used horses as farm machinery and transport. Now some 60 years later I have seen a tremendous change in how we treat horses. The Classical way was not known in farm work in the post war years - its origins go back a lot further.

Here I am in 1952 on our farm donkey.



My interest in horses was rekindled when I met Susie in 1982. For the past 25 years at Panton Hill we have had a total immersion in all things horsey – apart from my day job with Shell Australia.

Susie & I have progressed through a variety of “disciplines, fads and methods” but feel most comfortable now with the time proven approach of the classical riders/trainers.

The old fashioned respect for the horse is now our aim in

Working Equitation.

Because of knee and hip problems my last ride was around 12 years ago. However, I still enjoy the company of these animals and admire them for their honest nature, their compliance, and ability to learn – but more particularly their ability to teach us about ourselves.



These days I work around the property, build a few obstacles and enjoy seeing our club members develop a growing enthusiasm, respect, and kindness for this noble animal.

Here I am getting to know our latest addition - Alita.

DENISE McKAY - WEBSITE

I owned horses in my teens and for a brief time in my twenties, I then travelled for several years, riding for other people during my time living in London, before returning to Melbourne four years ago. I bought a horse with 3 months of returning home.

I'd always been taught the modern way, kicking and pulling and forcing the horse into a frame, totally on the forehand and thinking that this was ok. It was interesting that what I was told (always in front of the vertical) did not equate to what I was taught (deep and round). I'm so glad I have now found a method that is kind and sets the horse up to succeed.

I've owned Bindi for 2 ½ years. She was 4 when we met, and has been in work ever since except for now, having a break over winter. Bindi is a sensitive little girl, and whilst she can be amazingly calm at times, she can also be quite scared of the smallest thing and defers to her handler for confidence. We have learned a lot with the clicker and are training Legerete - thanks to Susie Walker for the introduction!



WEYV WINTER CALENDAR - UPCOMING EVENTS

We are now indoor at Gruyere right through the winter!

As usual we source great facilities and a wide range of activities for you, so toss off those winter woollies and join us for some fun training & riding.

For info & bookings email Lisa Saunders at lisandian@bigpond.com.au

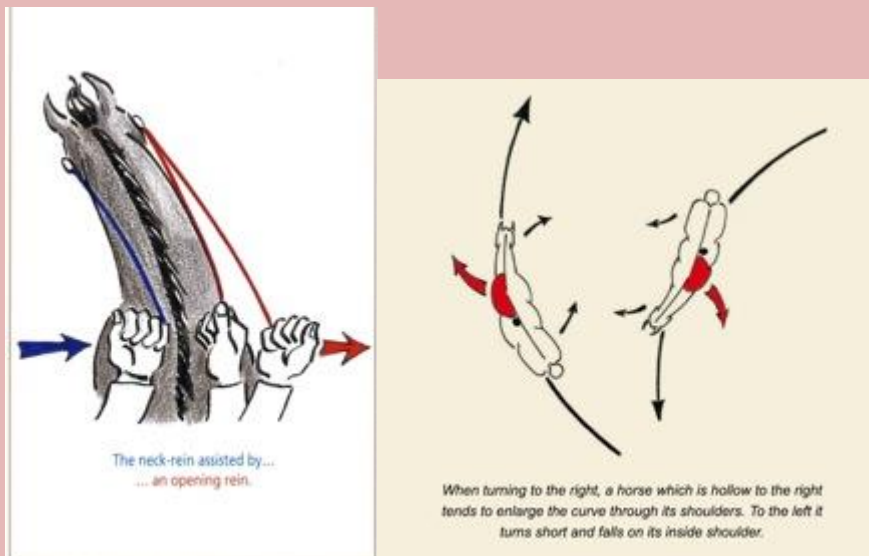
Book early: Closing date for bookings & payment is 5 days prior to event.

WEYV Calendar: <http://www.workingequitationyarravalley.org/calendar.html>

Wednesday, 15 July 2015	Club Rally with Susie	Gruyere Indoor
Saturday, 18 July 2015	Club Rally with Sarah	Gruyere Indoor
Wednesday, 12 August 2015	Club Rally	Gruyere Indoor
Saturday, 15 August 2015	Club Rally	Gruyere Indoor
Wednesday, 19 August 2015	Social trail ride (non-club event)	TBA
Wednesday, 9 September 2015	Club Rally	Gruyere Indoor
Saturday, 12 September 2015	Club Rally	Gruyere Indoor
Wednesday, 23 September 2015	Spring Clinic: Working Equitation	Gruyere Indoor
Wednesday, 7 October 2015	Club Rally	Melrose Farm
Saturday, 10 October 2015	Club Rally	Melrose Farm
Sunday, 25 October 2015	WE Competition: Dressage, Style & Speed	ASEA Indoor
Wednesday, 4 November 2015	Club Rally	Melrose Farm
Saturday, 7 November 2015	Club Rally	Melrose Farm
Wednesday, 25 November 2015	AGM & Awards Night	Melrose Farm
Wednesday, 2 December 2015	Club Rally	Melrose Farm
Saturday, 5 December 2015	Club Rally	Melrose Farm

TRAINING TIPS by Susie Walker

NATURAL ASYMMETRY - DEFINING THE PROBLEM FOR THE HORSE...



Horses are usually born "one sided" like us being left or right handed. Horses may be left or right bent. But how much do we understand what this means for the horse? For example a right bent horse has to deal with the following physical consequences eg. **A RIGHT BENT or right "hollow" horse** (who works easier to the right) will have:

- A natural bend of the head and neck to the right
- A natural shift of the main cervical alignment to the right
- Often the mane mostly falls to the right
- The hindquarters naturally bend and contract to the right
- The right hind is more advanced than the left hind and so escapes to the right. The right hind reaches/engages more than it pushes
- The left hind is in a position to provide more Impulsion but its engagement remains limited. Therefore it pushes more than it reaches/engages
- The body mass (thoracic & abdominals) moves more to the left, therefore the left hind and left fore carry more weight than the right lateral pair.
- The horse's nose may tilt up to the right, with the right ear higher than the left
- The horse relieves this weight on its shortened and contracted right lateral pair (concave side) by sending more weight to the left lateral pair. (Convex side)
- Carries its head to the right and weights its left shoulder to compensate.

This creates significant challenges for the horse when we add the weight of a rider. Dressage 'straightness' training can only address this in thoughtful way by taking account of the laws of nature and balance

CONSEQUENCES - IMPACT ON OUR WORK...

- The horse turns comfortably to the right and tends to enlarge the curves through its shoulders by bending its neck to the right.
- Conversely, to the left, the horse turns short, falling on the inside shoulder, with its head carried to the outside.
- The horse canters more easily on the right leg, but with its haunches in.

- It is not uncommon for the horse to disunite its hind legs when cantering on a circle to the left.

WHAT THE RIDER FEELS...

- The horse is willing to take a contact on the left rein but may refuse to take a contact on the right.
- The rider's seat drops more to the right than to the left on each stride.
- The rider's right leg is nearer to the horse's hindquarters (concavity to the right)
- The rider's left leg tends to be pushed away from the left hindquarters (convexity to the left)
- Since the horse weights its left shoulder and advances its right hind more, if the rider is not careful, the horse (may shift the rider to the left diagonal in rising trot)
- In lateral work, the horse will be more willing to move its shoulders to the left, and its haunches to the right.
- In all work on the right rein the horse seems flexible and "balanced", on the left rein it seems stiff and "out of balance".

USING THE NECK REIN TO ADDRESS STRAIGHTNESS...

The picture on the right above shows how we can use sideways actions of the reins - neck reins - to help the horse shift weight to the weaker shoulder.

So, for example if we are on a circle to the left, and the horse is 'falling in' or 'dropping' the left shoulder, we can flex the horse first to the left and then use neck reins (as in this picture) to direct more weight over the right shoulder.

In Part 2 next month, I will explain some great exercises and progressive patterns to help teach straightness to the horse, and to improve lightness, balance and symmetry.

Happy riding, Susie


(Inspiration Philippe Karl - drawings from his book:Twisted Truths of Modern Dressage)

FOR SALE

Trainers EVA all purpose saddle, 17"
Approx. 2 yrs old.

This saddle is the 'top of the line' in the Trainers saddle models and is hard to find. Brown, super comfortable seat with beautiful soft leather panels, Pessoa soft stirrup leathers and Grainge irons, long girth points

Always kept covered and inside, well oiled and conditioned. Ready to go. Has MW gullet but is fully changeable. Selling as it does not suit my horse, he goes better in a dressage saddle! \$1950 please call Helen on 0419 030137 or email helenjsharp@bigpond.com



NISSAN TIIDA

This Nissan Tiida 2007 comes from a non smoking environment. I am only selling this car because my wife inherited her mum's car which she wants to keep for sentimental reasons.

This car is small and zippy. It has driver & passenger airbags, ABS brakes and air conditioning, full service logbooks and has always been kept in a garage or carport.

It has front door map pockets, front bottle/cup holders, 4 speakers, remote central locking and power door mirrors, tachometer. It has 5 seats, enough for the whole family and has never been in an accident. This car has electric power assisted steering, brake assist and electronic brake force distribution. With a powerful 1.8 litre engine this car is exceptional value at \$6,500. Comes with a roadworthy certificate and has only 124104 km on odometer.

Phone Deb Clow

0458 651 957.



Zaldi 18 inch Grand Prix 2000 All Purpose Saddle.
Fully mounted, includes stirrup leathers and irons
Good used condition.

Does not fit my young horse. \$200

Debrah Clow. Ph.0458 651 957

SADDLE FOR SALE

17" Prestige Top Dressage saddle.


Beautiful saddle. Always kept inside.

Ridden in lightly as was only kept for best.

For sale as no longer have the horse I brought it for.

\$1,200

For any further details please contact Chloe 0400183731



FOR LEASE WITH OPTION TO BUY

To approved rider only

'STRONGBOW '

My name is "Strongbow" . Don't let the name fool you, I'm not tough at all. I am a marshmallow. I'm an 11 year old Friesian /TB cross (Friesian Warmblood). I'm dapple grey. 15.2 hh

I have lived at Melrose Farm with my best friend India for 4 years. At first we were inseparable. We did everything together. Pony club, Adult riders, Trail riding, loads of classical dressage lessons, clinics inc western trail and lots of natural horsemanship .

But then she left me to go to boarding school.

I miss her so much! She was only able to ride me in the school holidays and when she came home on the weekends. Other times my Grandma rode me and I continued my classical dressage training with Kailie Nott on board. I've had a go at working equitation and I think I'm really good at it. I can jump too, but classical dressage is my thing. I know heaps of stuff! Just ask me properly and kindly and you will be amazed at how soft, responsive and obliging I am.

I have impeccable manners and I always try my hardest.

Grandma has even been using me for corporate leadership training with the city folk.

India is in Year 12 now. Next year university, she's all grown up. I think my heart is going to break. Things will never be the same again between us.

So I'm looking for my new best friend. Granma insists on an audition process because I am seriously special! My new rider must be very kind, understanding and preferably someone with classical training or a willingness to learn. An understanding of natural horsemanship also would get the best out of me. Just wait until you see my liberty work! I'm not very brave so I need my rider to be a good leader and reassure me when I worry. I never do naughty stuff, I just worry sometimes. If you tell me its ok and we both believe it, then I'm all good.

The deal is lease with free agistment at Melrose Farm with an option to buy after an agreed period. I come with all of my gear and a heart as big as a mac truck!

If you would like to meet me call Karen on 0414927785 Thanks.



Brand new girth for sale. \$80 never used, Wintec elastic, 28"
Karen 0414927785



