

---

### **CLUB POSTAL ADDRESS**

PO Box 394 Panton Hill 3759

### **WEBSITE**

[www.workingequitationyarravalley.org](http://www.workingequitationyarravalley.org)

### **COMMITTEE MEMBERS**

**President** – Helen Sharp

**Vice President** - Vacant

**Newsletter** – Helen Sharp

[helenisharp@bigpond.com](mailto:helenisharp@bigpond.com)

**M'ship Secretary** – Susie Walker

[walker.susieg@gmail.com](mailto:walker.susieg@gmail.com)

**Treasurer** – Kerry Pitcher

[kerry.pitcher@gmail.com](mailto:kerry.pitcher@gmail.com)

**Rallies** – Lisa Saunders

[lisaandian@bigpond.com.au](mailto:lisaandian@bigpond.com.au)

**Instructors & Venues** – Anna Gust

[annagust37@hotmail.com](mailto:annagust37@hotmail.com)

**Uniforms** – Julia Colman

**Obstacles** - Julia Colman

[colmanj@southernphone.com.au](mailto:colmanj@southernphone.com.au)

**Fundraising** – Fay Diamantakis

**Risk M'ment** – Fay Diamantakis

[fdiamantakis@optusnet.com.au](mailto:fdiamantakis@optusnet.com.au)

**Fundraising** – Carola Sahler

**Minutes Secretary** – Carola Sahler

[carolasahler@optusnet.com.au](mailto:carolasahler@optusnet.com.au)

**Events** – Lindy Whitfort

[lindy.whitfort@bigpond.com](mailto:lindy.whitfort@bigpond.com)

**Website Consultant** – Denise McKay


[Denisemckay76@hotmail.com](mailto:Denisemckay76@hotmail.com)

**General Committee** – Debrah Clow

[alfranzpark@bigpond.com](mailto:alfranzpark@bigpond.com)

**General Admin** – Andrew Feher

[feher.andrew@gmail.com](mailto:feher.andrew@gmail.com)



## November 2015

### **'OUTGOING' PRESIDENT'S PONDERINGS**

2015 was a year of maturing and stabilising for our club. Our members had a busy year:- we held 2 rallies every month, organised social trail rides, tried out a variety of venues and teachers, held a competition day and held 4 clinics – one with the WE World Champion Eduardo Almeida. All these events were smoothly run by our dedicated committee members and club volunteers. Thank you for all your help this year, without your enthusiasm and participation our club would not run.

I welcome Helen Sharp as the new President and am confident that the following years will see steady growth in the club so that we can deliver a greater spread of events and more riders become aware of our values, goals and objectives.

I thank the outgoing committee for their achievements, and encourage the incoming committee to bring enthusiasm, experience and ideas to grow this club by engaging more members and continue to promote training with respect for the horse.

Andrew (outgoing President)

## **NEW PRESIDENT'S PONDERINGS! - AGM**

Thank you Andrew for your kind words above, I look forward to filling your shoes (not literally) with great enthusiasm for our wonderful club and it's marvellous members.

The committee was 'sworn' in at the AGM, just about everyone was re-elected, not much arm twisting was required which was good! Susie did make mention of her plan to step down from the Secretary position but would be able to stay on in a minor capacity with some help from another member to share the position, as her private workload increases next year. Carola has offered to don the 'minutes Secretary' cap and I think I overheard another conversation afterwards that may give hope that a 'membership Secretary' could be on the payroll?

We welcome Deb Clow who has joined the committee as a general committee member.

Next committee meeting is on December 15<sup>th</sup>, 6.30pm at the Grand Hotel in Yarra Glen.

For those that were drooling over Anna's salad on the night and didn't get a chance to ask for the ingredients – well here they are!

### **ORANGE SALAD**

Oranges, dates, mint and cinnamon – very simple, easy and delicious.

## **YOUR NEW COMMITTEE (Andrew's final words)**

Dear WEYV Members past and present.

We held our AGM last Monday at Melrose Farm. The minutes are attached along with our financial statement and the President's report.

A quick summary of the meeting:

- The club is in a reasonable financial state with events and memberships raising around \$4,000 net. Our Rally costs were subsidised by close to \$1,500 from Clinics, Raffles, and Fund raising.
- Thanks to Helen Sharp we received \$3,300 from the Woori Yallock District Community Bank to be used to purchase obstacles that meet the international WE competition standards.
- We elected a new President - Helen Sharp.
- The Committee from last year has been re-elected with minor rearrangements in roles.
- The Secretary role has been split into two roles - a Membership Secretary and a Minutes Secretary and we have a new committee member in Deb Clow. See minutes for details.

So I think the club is in good hands with a strong and experienced committee who really do put in a lot of their time and energy, much of which goes unseen.

I ask that you support your committee as they are the key to the success of our club.

And just another reminder that we are in a new financial riding year and new membership fees need to be paid along with new disclaimer forms to be submitted, and bring your green HRCV cards to be stamped before you are eligible to ride at club events.

Thank you for your support over the last two years and hope you will continue with Working Equitation Yarra Valley in 2016.

Andrew Feher  
Outgoing President.

## **NEW FINANCIAL YEAR**

The HRCav new financial year starts on 1<sup>st</sup> November and you must be a financial member to ride.

You will also need to bring your **GREEN** membership card to be stamped for the new year. You will not be able to ride or compete unless your cards have been officially signed and stamped.

The new membership forms for 2015/2016 financial year are now on our website. (Go to 'about', 'membership', 'joining process' -

<http://www.workingequitationyarravalley.org/joining-process.html> )

It's still just \$70 to join our club – plus your HRCav insurance. We also welcome associate membership if you are already a member with another HRCav club and non riding associate membership is available also. The HRCav magazine Chaff Chat is optional.

Amongst the forms there is a member emergency information form. This only needs to be filled out and returned if any of the information required on the form has changed since you filled out the last one ie- new address, phone number, etc.

## **THE CARNIVAL IS OVER – WEYV OPEN COMPETITION**

I think I can safely say that our 1<sup>st</sup> Open competition, AND the first one in Victoria I might add, was a huge success. We even made a small profit but the new committee will get together over a few drinks and analyse whether or not it was worth all the effort!

In saying that it seemed to run like a well-oiled machine with no major hiccups that I know of. Adam's huge show jumping arena looked spectacular with our obstacles in it, and the course rode really well with plenty of room to move, especially for the speed course.

The obstacles were collected from Gruyere on Saturday afternoon and a few of us met at Adams to set up the course for Susie's final scrutinise the next morning. Once that was done we headed down to the sand outdoor arena where we set up the 20x40 Dressage ring. Armed with a long tape and plenty of 'people leg' measurements we finally got it right, put up the cones and chains and the little markers and it also looked great. We left hoping that no storms or wayward animals would come through in the night and mess with our good work!

Next morning I was up at 5am to spruce Dale up. I wanted to get to Adam's by 7am to plait mane and tail there (past experience has decided that this way they stay in for at least half a day!). I wasn't the first to arrive as Frances from Traralgon had arrived shortly before me. She was leaving home about the time I was getting up.

Cath and Morag arrived with all the food required for a good canteen. The call to arms for goodies to sell was well heeded as a plethora of cakes and muffins etc. were on display over the day. The egg and bacon rolls were a sell out as an early option for brekky and the BBQ was kept warm with sausages in bread being popular also. I was also very impressed with Adam's new kitchen facilities, a far cry from what was there last time I was at the indoor. All the mod cons were available, all that is left to do is connect the water and they're done. His new stables have also been done and are a feast to a horse persons eyes (drool).

The weather was very pleasant for the start of the Dressage that was held outside, but soon got a bit humid later on. Sarah Nickels did a fine job with the judging and was finished pretty well on time I think. There were 17 competitors over 3 levels so she was kept busy all morning. I saw Ben floating around with his camera taking photos of everyone. Rumour has it that he took about 700 pics so there's a good days work involved in culling and sorting the duds from the good ones. Being indoors doesn't help either as at times the light quality for a good photo wasn't the best.

The obstacle course started with our 2 Debutant competitors, Anna and Frances. I saw their speed runs and they both made it look pretty easy. Susie ended up scratching her ride on Alita so she was available to help Margaret with the judging.

The Preliminary section was set to go shortly afterwards. Susie and Margaret did the course walk with the competitors (as with all sections) and I personally found it very informative and interesting and got a better feel of how to ride the course even though I have done it before. I think it also put at ease the few people that had never done WE before. There were 8 people in this section and by this time there were a few spectators that got quite involved and were clapping and cheering after each round which was lovely. A very supportive crowd and this includes fellow competitors as well.

The Introductory group was last but not least. They still did 2 rounds but did the Style twice. Some in this group had a little trouble on the course, mainly due to their inexperience but they all finished and got a great cheer from the crowd.

After all the prizes were given out and the raffle was drawn it was time for the inevitable packup! Those that were left pitched in and the job was done pretty quickly with the obstacles going back to Melrose for the next rally.

A big thank you to all those that put in time and effort to make this such a great day. Although the committee were originally disappointed with a lack of entries, mainly due we think to there being quite a few official HRCav events on that day in the area, I think it added to the 'homeliness' of the day, the friendliness and camaraderie made for a better competition.

For a small club running the States inaugural 3 Phase WE event I think we did a super job.



The spectators



Morag victorious



Julia



Holly




Debrah



Chloe



Helen



Anna



Lindy

More photos were available on our Facebook page.  
Results were as follows:-

## **Debutant Level**

### **Dressage**

1<sup>st</sup> Anna Gust,  
2<sup>nd</sup> Frances Hughes,

### **Style**

1<sup>st</sup> Frances Hughes  
2<sup>nd</sup> Anna Gust

### **Speed**

1<sup>st</sup> Frances Hughes  
2<sup>nd</sup> Anna Gust

### **Overall**

Frances Hughes,

## **Preliminary Level**

### **Dressage**

1<sup>st</sup> equal Anna Gust, Rhiannon Dunn  
3<sup>rd</sup> Suzanne Brady

### **Style**

1<sup>st</sup> Rhiannon Dunn  
2<sup>nd</sup> Helen Sharp  
3<sup>rd</sup> Lindy Whitfort

### **Speed**

1<sup>st</sup> Suzanne Brady  
2<sup>nd</sup> Rhiannon Dun  
3<sup>rd</sup> Helen Sharp

### **Overall**

Rhiannon Dunn,

## **Introductory Level**

Dressage  
1st Natasha Nash,  
2nd Deb Clow,  
3rd Chloe Armstrong,

Style 1&2  
1<sup>st</sup> Deb Clow  
2<sup>nd</sup> Natasha Nash  
3<sup>rd</sup> Holly Massey

Overall  
Deb Clow,

### **Highest % for dressage (Horseland rug)**

Natasha Nash



### **WOORI YALLOCK AND DISTRICT COMMUNITY BANK BRANCH OF THE BENDIGO BANK**

On Tuesday 20<sup>th</sup> October Andrew, Karen, Deb Clow and myself met at the Woori Yallock offices of WYDCOM, our for the cheque presentation of our sponsorship monies and a morning tea.

There were a few other groups there also to be presented with 'THE BIG CHEQUE' and have photos taken. It was nice to be able to meet some lovely community minded people and have a chat to them afterwards at the morning tea.

Before the presentation the Directors of WYDCOM spoke to the group about how the sponsorship works, how it comes about and how they have helped some of their past groups with grants, providing help to access Council services for larger projects. Andrew thought that this may be useful to us in the future when looking for permanent grounds and we will certainly follow it up when the time is right.



We are very grateful for their sponsorship and we will be helping to promote the Bank at our rally days and of course on our big competition day. With their help our borrowed equipment will be returned to its owners and will be replaced with wonderful new items. Also we will be able to purchase obstacles that have been missing on our course due to lack of funds.

**Community Bank®** branches provide communities with more than just quality banking services – they deliver employment opportunities for local people, keep local capital in the community, are a local investment option for shareholders and provide a source of revenue for important community projects determined by the local community.

## **NEW BOOKING FORM UPDATE**

The new rally booking form via our website is ticking along well but there are still a few 'tweeks' happening as new things and questions arise. If you have any concerns about it please contact Andrew, he is being 'trained' by Denise as the new guru of webpages!

## **NEXT RALLIES - DECEMBER**

Our next upcoming rallies are on Wednesday 2<sup>nd</sup> December and Saturday 5<sup>th</sup> December, both at Melrose Farm in Yarra Glen.

Anna has organised some fun things to happen on these days. See below for details.

Did you ever miss out on Pony club? Did you ever want to play some fun games with your horse and WEYV friends? If you did then the December rallies are for you.

On **Wed 2<sup>nd</sup> from 9-12** Anna Gust will be doing an introduction to Garrocha for up to 6 people. This will include working with the pole on the ground, desensitising your horses to the pole and if they are confident it will include riding with the pole. This will cost \$45 per rider. (Bring riding gloves if you have them, poles can occasionally have splinters)

On the **morning of Saturday the 5<sup>th</sup>** Sarah Nickels will be instructing dressage lessons (normal format: twin share - \$45 per WEYV member rider, \$55 per non WEYV member rider, \$55 plus \$30 day membership for non HRCV member).

In the **afternoons of both Wed 2<sup>nd</sup> and Saturday 5<sup>th</sup>** Anna Gust will be hosting a variety of games for you, your horse and your friends. Come for the afternoon and have a fun, social end of the year gathering with your friends and your horse. Cost will be the same as for a shared dressage lesson (see above).

During this you can, try your hand at a different obstacle course. Do some barrel bending that will improve your WE work and help you for your Speed phase. Try the mummy game and more if we have time.

Things that you might like to bring include:

Boots or bandages to protect your horse's legs in the obstacles

Halter, lead and whip for some in hand work around the obstacles.

Bring along a sense of fun and laughter.

You might like to bring some afternoon tea to share while you watch the games, a picnic rug for reclining. Let's make it an end of the year social time with your club friends.



Hey Karen, you won't mind a big trench like this in the arena will you? Only kidding this is not one of the obstacles but you never know what you might find on the day.

## **FUNDRAISING**


Carola has arranged another fundraising venture for our club.

In the New Year she will be receiving information from Tesselaars Bulb Farm in Silvan re the purchase of bulbs for the coming bulb season.

There will be a substantial fundraising rebate back to the club for any purchases. More details when they come to hand.

Also Anna Gust has organsided for the club to be involved in making some money on selling the Horseman's Diary calendars. No, not the naked Horseman type but of the REAL horsemen and women type. They are selling at a very good price of \$15 ea with \$10 going back to the Club so this is a great opportunity to not only get a really nice calendar for 2016 but to help YOUR club in it's fundraising ventures.

Contact Anna or Fay for your copy.



## **WE CLINIC      by Anna Gust**

### **EDUARDO ALMEIDA CLINIC**



We were sent an email from our friend Margaret Anderson of Working Equitation Geelong telling us that we could have the opportunity of having Eduardo Almeida, current world champion in Working Equitation, come to us in the Yarra Valley, if we committed to this within about a week. In order for Eduardo to come, he had to be guaranteed 5 clinics of 3 days each to make it worth him coming all the way from Portugal. This seemed to be too good an opportunity to miss out on.

I quickly got advertising and hoped that I could find the 10 people necessary to secure him for a clinic in the Yarra Valley. As he is not known to any of us this was probably a bit of a leap of faith for many people. However it was well worth it.

We were able to find 10 wonderful riders and horses to attend our clinic. As this was the first time our club has hosted an international instructor/rider it was a big learning curve. We the committee have learnt a lot that will help us to make this a little simpler in future.

I collected Eduardo from Juravon Park in Gisbon, the day before our clinic. This was where he was doing his first clinic in Australia. He was running over time. He then wanted to help pack up all of the equipment. This work ethic came through strongly. He was very generous with his time and effort. He kept telling me "I am here to work." I did discover that he was spending 20 days of his one month annual leave in order to be in Australia with us. I found him to be very humble and self-motivated. On our first day we arrived at Gruyere at 8 am and began our back to back dressage lessons. This was an opportunity for Eduardo to get to know our horses and how we rode. I found it to be quite a traditional style of lesson which began in walk, practiced lateral work (shoulder in, counter shoulder in, traver, renver and half pass) then moved onto the same in trot. We worked on canter and counter canter.

On the second day we set up a variety of obstacles and he coached us through how to do each one correctly. I did not realise that the side pass pole should be done with a shoulder in angle rather than a 90 degree angle. He explained that if you do it at 90 degrees the horse often hits its own feet together. If you do it in a shoulder in position then they can cross their legs. Little tips like this were wonderful. We did a lot of transitions up to obstacles, for example we cantered up to the corridor and then walked in. With all of the transitions I could really feel my horse thinking and waiting for me. We discovered that our Garrocha pole should be 3 metres long. This would make it much easier for those people on tall horses to collect it. It was a day of focussing on each of the obstacles, the corridor, stock yard, slalom, gate, clover leaf barrels, Garrocha, bending poles and backing poles. On our final day the obstacle course that we had practiced the day before was set up like in a competition. The obstacles were numbered and we had to ride the course remembering where to go next. This is much trickier than it seems.

The feedback from the riders was that they really enjoyed themselves and that they would want to do it again if we are lucky enough to get him back during his next year's annual leave. I have no doubt that the next time he comes it will be completely sold out. If you want to register your interest or be put on a waiting list for next time email me at [annagust37@hotmail.com](mailto:annagust37@hotmail.com)

If you haven't seen him ride here is a link.

<http://lusitanoportal.com/articles/cool-music-video-featuring-a-lusitano/>

## **TRAIL RIDE**

Julia and I have organised an unofficial club ride to be held on Wednesday 9<sup>th</sup> December. Details are still being put together but basically we will riding from Julia's place in Mt Evelyn, through Silvan and up to the pub at Mt Dandenong for lunch, and return. Some road work is required to ride to Silvan from Julia's place but once there it's pretty well off road stuff. The option of parking at the Silvan Fire Brigade and catching us as we ride past is also an option for a shorter ride (and also to avoid the road part).

This will be weather permitting.

Please contact either Julia or myself by Sunday 6<sup>th</sup> December if you are interested in joining us. Further details will be available by then. Our emails are at the top of this newsletter.

## **FACEBOOK and WEBSITE**

Don't forget that our club has a Facebook page as well as a great website. If you are a Facebook member go to Working Equitation Yarra Valley to get some great

training articles by Susie along with lots of our general info re rallies and special events, photos etc.

The website is also great for more technical club info with HRCav links.

[www.workingequitationyarravalley.org](http://www.workingequitationyarravalley.org)

## Nadine clinic

A few of our members had the opportunity to participate in a 2 day clinic with Nadine O'Sullivan as the guest instructor.

Nadine is a Legerete teacher, pupil of Phillippe Karl.

The clinic was held at Gruyere indoor and over the 2 days each person had a private lesson each day, working on their own particular problem.

I was on the last lesson of each day and due to work commitments I unfortunately didn't get to see most of the other lessons but by what I heard everyone took home something to work on for next time.

For me and Dale personally Nadine quickly sussed out his gait issues and was able to offer some help in getting him to transition into trot from walk without 'skipping' (a long time habit caused through a past injury).

We also did lots of shoulder in, out, counter bend etc to help with same issue and Nadine was very good at explaining where my position should be, and the small details that either make it work, or not!

Shoulder in @ rising trot on straight line ( not on a circle) should be done on the 'wrong' diagonal to free up the diagonal that is pushing through.

For the skipping issue, on left rein (near fore is problem leg and opposing off hind) if I neck bend slightly to the right he must ideally load the near fore more when he strikes off into trot. It did the trick but I also need to retrain my brain to ask for the trot that way until it gets better. Also lots of cavaletti on right rein on a bend to stretch that near fore out more.

There was heaps more stuff to work on but I left with brain overload (in a positive way). Need time to soak it all in.

## **UNIFORMS**

If you have any queries re uniforms or saddle blankets please contact Julia on 0437 741871 or on the email at start of the newsletter.

We do have a small amount of embroidered short and long sleeved white tops available for purchase.

## **MEMBERS OUT AND ABOUT**

Send me your interesting ride article or any horsey achievements – don't be shy – other members would love to hear what's going on in your horsey world.

### HORSES AND BUSHFIRE INFO NIGHT

Last week I attended an info evening run by the Yarra Valley Equestrian Landcare Group about Horses and bushfires, and they also had a speaker from the CFA Macclesfield talking about large animal rescue (LAR).

The evening started off with a talk about what the best things to do before, during and after a bushfire or grassfire with regards to our horses.

Basically, plan ahead whether to stay or leave, don't wait until the last minute to make your decision. If you have to leave could your horses last up to 5 days without attention after a bushfire scenario as most property owners will not be allowed back into the property until the all clear is given and this could be up to 5 days.

Also if you own your property (ie don't agist) do you have a PIC number? This Property Identification Code is vital in the after events of a bushfire as the authorities will check these properties with a PIC first, as they have it known that there are animals registered on that property.

If you do decide to stay or can't take the horses with you for whatever reason it's best to put them in a well grazed paddock, open all internal gates if possible, and in the ideal world there would be a dam for water.

Beware of plastic water troughs and fittings as these will melt in excess heat and remove ALL headgear (including flyveils but a leather headstall is acceptable if absolutely necessary) and rugs. For horse identification your phone number can be sprayed onto the horse with spray paint or use crayon, can also be put on hooves. This is in case the horses stray onto the road or onto other properties as fencing can be lost. Also keep a record of your horses ID with photos/papers on a USB to enable identification and proof of ownership should the horse escape, need veterinary care, or worse!

As far as the CFA goes ensure that your property has adequate access for their trucks (gateways to be at least 4 metres wide, clearance of 4 metres high and a truck length of 23 metres long), check tree clearance over driveway, bridge suitability for heavy vehicles, etc.

They also went through types of horse injuries likely to happen in the event of fire but I won't go into that here.

Then Eric Bast from the Macclesfield CFA gave a talk about LAR, what his brigade are doing in this regard re training and equipment etc.

Maccy CFA, along with Arthurs Creek CFA are, at this stage, the only 2 CFA units trained in LAR. If you need a large animal rescued it is best to call the vet as well as 000 as in most cases the vet will be needed anyway. The vet and CFA work together to do the rescue in the best possible way.

Eric and his crew have started acquiring gear suited to LAR, through donations and have purchased different types of slings, a rescue glide (board) as well other bits and pieces required for a rescue.

As part of your emergency kit throw in an old bra. Why is it so, I hear you ask? They are good for protecting the horse's eyes or for use in cases when the horse requires blind folding for safety reasons.

If you need to call for a LAR best to ring Maccy CFA on 59 688358 or Eric Bast direct on 0419 513050, or ring vet Kurt Enzinger from Elite Equine. He is trained in LAR. For those up around Arthurs Creek area that CFA should be contacted but I don't have their number.

## **CALENDAR OF EVENTS FOR 2016**

For info and bookings email Lisa Saunders at [lisandian@bigpond.com.au](mailto:lisandian@bigpond.com.au)

Book early: Closing dates for bookings & payment is 5 days prior to event.

WEYV Calendar: <http://www.workingequitationyarravalley.org/calendar.html>

Wednesday 2 December 2015	Club Rally	Melrose Farm
Saturday 5 <sup>th</sup> December 2015	Club Rally	Melrose Farm

## **2016 DATES**

February -	Wednesday 3 <sup>rd</sup>	Club rally	Melrose Farm
	Saturday 6 <sup>th</sup>	Club rally	Melrose Farm
March -	Wednesday 2 <sup>nd</sup>	Club rally	Melrose Farm
	Sunday 6 <sup>th</sup>	Club rally	Melrose Farm
	Saturday 19 <sup>th</sup>	Clinic	TBA
April -	Wednesday 6 <sup>th</sup>	Club rally	Melrose Farm
	Sunday 10 <sup>th</sup>	Club rally	Melrose Farm
May -	Wednesday 4 <sup>th</sup>	Club rally	Melrose Farm
	Sunday 8 <sup>th</sup>	Club rally	Melrose Farm
June -	Wednesday 1 <sup>st</sup>	Club rally	Gruyere
	Saturday 4 <sup>th</sup>	Club rally	Gruyere
July -	Wednesday 6 <sup>th</sup>	Club rally	Gruyere
	Saturday 9 <sup>th</sup>	Club rally	Gruyere
August -	Wednesday 3 <sup>rd</sup>	Club rally	Gruyere
	Saturday 6 <sup>th</sup>	Club rally	Gruyere
September -	Wednesday 7 <sup>th</sup>	Club rally	Gruyere
	Saturday 10 <sup>th</sup>	Club rally	Gruyere
October -	Wednesday 5 <sup>th</sup>	Club rally	Melrose Farm
	Sunday 9 <sup>th</sup>	Club rally	Melrose Farm
November -	Wednesday 2 <sup>nd</sup>	Club rally	Melrose Farm
	Sunday 6 <sup>th</sup>	Club rally	Melrose Farm
	Wednesday 16 <sup>th</sup>	AGM	
December -	Wednesday 7 <sup>th</sup>	Club rally	Melrose Farm
	Sunday 11 <sup>th</sup>	Club rally	Melrose Farm

My friend Sue McKibbin is organising the following clinic with Peggy Cummings and is really desperate to find a couple of more people to fill in the Introduction clinic. The flyer is below:- anyone that is interested in going to ride or to even fence sit please give Sue a ring. She'd love to hear from you.

## **TWO Connected Riding Clinics**

with

# **Peggy Cummings**

Founder of Connected Riding  
at

*Mayflower Ridge, Rokeby* (near Warragul, Vic)

**Clinic 1: "Introduction" Fri 4th - Sat 5th Dec\*\* 9.00am - 5.00pm**

For Riders new to Connected Riding and others with some experience,  
max of 9 riders.

**Cost: \$550/rider** Deposit \$300 + Balance by 1/12/15

N.B. Riders may audit the other clinic at no extra charge AND bring a spectator to their clinic for free

**Clinic 2: Intermediate Sun 6th - Wed 9th Dec 9.00am - 5.00pm**

Prior Connected Riding experience required, max of 8 riders

**Cost: \$1140/rider**

N.B. Riders may audit the other clinic at no extra charge AND bring a spectator to their clinic for free

This clinic is now full but a place may be available.

**Auditor (Spectator): \$50/day \$150/6 days max 15 auditors**

**Early Bird Specials: \$75/6 days** if paid by 1/7/15

or \$90/6days by 1/9/15 or \$120/6days by 30/11/15

**Bring a Friend - \$50/day for TWO auditors before 30/11/15**

**"As I Learn to release tension within my own body,  
find oscillations in my joints and ease in my movement  
my Horse becomes straighter, moves with more freedom  
and we can dance together and have fun!"**

**Peggy Cummings, Feb 2015**

**For Bookings or more Information please contact:**

**Sue McKibbin, Email: [sue@mckibbin.net](mailto:sue@mckibbin.net)**

*Mayflower Ridge* , Tel: 03 5626 8226

**193 Old Telegraph Rd East,**

**Rokeby, Victoria 3821 Visit also : [www.connectedriding.com](http://www.connectedriding.com)**

## **FOR SALE**

Trainers EVA all purpose saddle, 17"

Approx. 2 yrs old.

This saddle is the 'top of the line' in the Trainers saddle models and is hard to find.

Brown, super comfortable seat with beautiful soft leather panels, Pessoa soft stirrup leathers and Grainge irons, long girth points

Always kept covered and inside, well oiled and conditioned. Ready to go. Has MW gullet but is fully changeable. Selling as it does not suit my horse, he goes better in a dressage saddle! \$1850 please call Helen on 0419 030137 or email [helenjsharp@bigpond.com](mailto:helenjsharp@bigpond.com)



Zaldi saddle



Trainers saddle

Zaldi 18 inch Grand Prix 2000 All Purpose Saddle.

Fully mounted, includes stirrup leathers and irons

Good used condition.

Does not fit my young horse. \$200

Debrah Clow. Ph.0458 651 957



### **NISSAN TIIDA**

This Nissan Tiida 2007 comes from a non smoking environment. I am only selling this car because my wife inherited her mum's car which she wants to keep for sentimental reasons. This car is small and zippy. It has driver & passenger airbags, ABS brakes and air conditioning, full service logbooks and has always been kept in a garage or carport. It has front door map pockets, front bottle/cup holders, 4 speakers, remote central locking and power door mirrors, tachometer. It has 5 seats, enough for the whole family and has never been in an accident. This car has electric power assisted steering, brake assist and electronic brake force distribution. With a powerful 1.8 litre engine this car is exceptional value at \$6,500. Comes with a roadworthy certificate and has only 124104 km on odometer.

Phone Deb Clow

0458 651 957.



**FOR SALE** 2003 BMW R1150RT 25,000 genuine klms, lots of extras  
Excellent condition, 12 months rego, \$11,000  
Ph Paul 0409 538 068 or Helen 0419 030137

## **OUR SPONSOR**

Woori Yallock  
& District  
**Community Bank®**  
Branch



## **OUR SUPPORTERS**



**Eastside Mitsubishi**  
*"We're on your side at Eastside"*

303 Whitehorse Rd, Nunawading, Vic, 3131

Ph: (03) 9878 7333 - Fax: (03) 9878 6149



### **Noysworks**

Unit 1/114 Warren Road,  
Mordialloc,  
Vic 3195

**T:** 03 9588 1230

**F:** 03 9588 0408

**M:** 0418 988 600



17 Lawler Lane

Coldstream 3770

PH: 03 9739 1669

[www.horseinthebox.com.au](http://www.horseinthebox.com.au)

E: [peter@noysworks.com](mailto:peter@noysworks.com)



Delivering a healthy future

[www.organicorigins.com.au](http://www.organicorigins.com.au)



**Horseland Lilydale**

476 Maroondah Hwy, Lilydale, Vic 3140  
Tel 03 9739 6822, Fax 03 9739 6823

**"HANDFORGED WROUGHT-IRON"**

Factory 3/ 39 Power Road,  
Bayswater

Gary Butters 0402 657 793

For all structural steel/aluminium welding and quality handcrafted iron products.



**Ranger Floats**

<http://www.rangerstockfloats.com.au/>





Address: 11 Kiernan Rd, Macclesfield VIC 3782

Phone: [\(03\) 5968 9672](tel:(03) 5968 9672)